


Marine Grade Sealant

FlexSeal M



Description

FlexSeal M is a marine grade one component STP (Silane Terminated Polyurethane) joint sealant that is specially formulated for caulking teak marine decking. The cured compound is highly flexible elastomer that is uv light and weathering resistant as well as easily sandable .

Uses

- Specially formulated for caulking teak marine decking.

Advantages

- Primer-less.
- Non-sag.
- 1-C product (no mixing needed).
- Sandable .
- Resistance to UV light & weathering.
- Resistance to seawater and fresh water
- Resistance to aqueous cleaning agents (Not including caustics as well as chlorine, solvents and acids).

Technical Properties

Density	1.35 kg/l
Shore A	40
Color	black
Elongation At break	350 %
Tensile Strength	1.7 MPA

Standards

- ASTM D 2240 Shore A-Hardness
ASTM D 412 Tensile Stress & Elongation at break



Application procedure

Surface Preparation:

- Surface preparation is the most important step before applying any type of adhesive and/or sealant to get best results and to avoid adhesion failure.
- The surface to receive **FlexSeal M** must be dry, free from dust, coatings, bituminous mastics, concrete curing agents, mold release agents, oils, greases and loose particles.

Cleaning :

- Clean the joints surface by wire brush and sanding with emery paper if needed in order to remove all mastics, oils, and loose particles.
- Remove dust by compressed air or paint brush.

Application:

Gun Application:

- Before any work commences, ensure that the temperature of the wood does not exceed 35°C In addition, the ambient temperature during application should be constant or falling and ideally within the range of 5°C and 35°C.
- Apply **FlexSeal M** ensuring that air is prevented from entering the seam by placing the tip of the nozzle against the bottom of the joint and keeping the gun at an angle of about 60°. If narrow joints need to be caulked a specially designed nozzle may be required. Use a handgun, a pistondriven airgun or a battery operated gun.
- Continue to apply along the seam so that the joint appears to slightly overfill behind the nozzle , but maintain a constant motion.
- After applying **FlexSeal M** but before skinning occurs, compress the excess material onto the surface of the deck using a slightly flexible spatula at an angle of 60°. This produces a convex appearance of the joint and fills the seam completely.

Trowel Application:


- Apply **FlexSeal M** onto the surface of the deck using a trowel to fill all the seams and joints.
- Use the trowel to produce a convex appearance on the top of the joint to ensure it is filled completely.

Cleaning:

- Once cured the material can be removed mechanically.

DECK SANDING

For efficient sanding results, use an industrial sander. It is recommended to begin with a medium paper at about 80 grit, progressing up to 120 grit. Suitable sanders are belt sanders, flat plate, or elastically suspended sanders. Sanding should be carried out in line with the seems.



FlexSeal M


Storage & Packing

Store under cover, out of direct sunlight and protect from extreme temperatures. In tropical climates the product must be stored in air-conditioned environment for up to 6 month.

Avialable in 7.5 kg , 10 kg ,15 kg pails & 600 ml sausage.

Health and safety

As with all construction chemicals products caution should always be exercised. Protective clothing such as gloves and goggles should be worn. Treat any splashes to the skin or eyes with fresh water immediately. Should any of the products be accidentally swallowed, do not induce vomiting, but call for medical assistance immediately.



Trowel Application





Gun Application


Legal Notes

The information provided in this data sheet, are given in good faith based on our current knowledge and experience of the product when properly stored, and applied by professional applicator, and under normal conditions in accordance with the mentioned recommendations. In practice under actual site condition differences are such that no warranty can be issued nor any liability can be taken, arising out of any legal relationship whatsoever. The product must be tested onsite to check its suitability for the intended application and purpose

PolyBit



 **Office** :39 Makram Ebied , Nasr City , Cairo

 **Factory** : Block 7/4 Arab Engineer Industrial Area , Cairo

www.polybit.co